


JEEVAN SCIENTIFIC TECHNOLOGY LIMITED
Registered Office: Plot No. 1 & 2, Sai Krupa Enclave, Manikonda Jagir, Near Lanco Hills, Hyderabad-500008.
CONSOLIDATED UN AUDITED FINANCIAL RESULTS QUARTER ENDED 30TH JUNE, 2020

Sl.No	Particulars	Quarter Ended			Year Ended
		30-06-2020 UnAudited	31-03-2020 Audited	30-06-2019 UnAudited	
1	Income				
	(a) Revenue From Operations	533.40	707.69	317.31	2394.09
	(b) Other Income	31.57	65.51	25.56	157.60
	(c) Unbilled Revenue	-33.80	95.80	-	95.80
	Total Income	531.17	869.00	342.87	2,647.49
2	Expenses				
	(a) Cost of Material Consumed	10.78	39.16	37.78	156.89
	(b) Purchase of stock-in-trade	-	-	-	-
	(c) Changes in Inventories of finished goods, work-in-progress and stock-in-trade	2.40	-70.40	-	-70.40
	(d) Employee benefit expense	252.63	293.74	217.06	1044.52
	(e) Finance Cost	63.78	71.67	61.01	273.13
	(f) Depreciation and Amortisation expense	98.84	93.36	98.59	392.05
	(g) Other Expenses	188.86	378.71	196.03	1166.37
	Total Expenses	617.29	806.24	610.47	2,962.56
3	Profit before exceptional items and Tax	-86.12	62.76	-267.60	-315.07
4	Add(+)/Less(-) Exceptional items	-	739.24	-	739.24
5	Profit/ (Loss) before Tax	-86.12	-676.48	-267.60	-1,054.31
6	Tax Expenses	28.31	126.72	57.51	195.71
7	Profit(Loss) for the Period from Continuing Operations	-57.81	-549.76	-210.09	-858.60
8	Profit(Loss) from Discontinuing Operations	-	-	-	-
9	Tax Expenses on discontinuing Operations	-	-	-	-

Rupees in Lakhs




[Handwritten Signature]

Sl.No	Particulars	Quarter Ended				Year Ended
		30-06-2020 UnAudited	31-03-2020 Audited	30-06-2019 UnAudited	31-03-2020 Audited	
10	Profit(Loss) from Discontinuing Operations after Tax	-	-	-	-	
11	Profit(Loss) for the period	-57.81	-549.76	-210.09	-858.60	
12	Other Comprehensive Income					
	A (i) Items that will not be reclassified to profit or loss	0.51	4.34	0.34	-2.43	
	(ii) Income tax relating to items that will not be reclassified to profit or loss	-	-	-	-	
	B (i) Items that will be reclassified to profit or loss	-	-	-	-	
	(ii) Income tax relating to items that will be reclassified to profit or loss	-	-	-	-	
13	Total Comprehensive Income for the period	-57.30	-545.42	-209.75	-861.03	
14	Paid Up Equity Share Capital (Face Value of Rs.10/- each)	1,530.15	1,530.15	1,530.15	1,530.15	
15	Other equity excluding revaluation reserve				792.14	
16	Earnings per Equity share (for continuing operations)					
	a) Basic (Amount in Rupees)	-0.37	-3.56	-1.37	-5.63	
	b) Diluted (Amount in Rupees)	-0.37	-3.56	-1.37	-5.63	
17	Earnings per Equity share (for discontinued operations)					
	a) Basic (Amount in Rupees)					
	b) Diluted (Amount in Rupees)					
18	Earnings per Equity share (for Continuing & discontinued operations)					
	a) Basic (Amount in Rupees)	-0.37	-3.56	-1.37	-5.63	
	b) Diluted (Amount in Rupees)	-0.37	-3.56	-1.37	-5.63	

Notes to the Consolidated Un Audited Financial Results

- The above financial results are prepared in accordance with IND AS notified under the Company (Indian Accounting Standards) Rules, 2015
- The above results have been reviewed by the Audit Committee at its meeting held on 05.09.2020 and approved by the Board of Directors of the Company on the same date. These Results are also subjected to Limited Review by the Company's Statutory Auditors.
- The Group currently has two segments (i) clinical research services and (ii) Information technology services.
- The company has considered the possible effects that may result from the pandemic relating to Covid 19 on the carrying amounts of receivables, inventories, property, plant and equipment and intangible assets. In developing the assumptions relating to the future possible uncertainties in the global economic conditions, the Company has, at the date of approval of these standalone financial results, used internal and external sources of information, including economic forecasts and estimates from market sources, on the expected future performance of the company. On the basis of evaluation and current indicators of future economic conditions, the Company expects to recover the carrying amounts of these assets and does not anticipate any impairment to these financial and non-financial assets. However, the impact assessment of Covid-19 is a continuing process, given the uncertainties associated with its nature and duration. The company will continue to monitor any material figures for the previous periods have been rearranged wherever necessary.
- The above consolidated financial results include the Un Audited financial results of the wholly owned subsidiaries, M/s Enhops Solutions Pvt Ltd & Enhops Inc.

Place:Hyderabad
Date: 05.09.2020




(Signature)

SEGMENT-WISE REVENUE, RESULTS & CAPITAL EMPLOYED (Consolidated Unaudited)
UNDER CLAUSE 41 OF THE LISTING AGREEMENT FOR THE QUARTER ENDED 30TH JUNE, 2020

Particulars	Quarter Ended				Year Ended Audited
	30-06-2020	31-03-2020	30-06-2019	31-03-2020	
	UnAudited	Audited	UnAudited	Audited	
SEGMENT REVENUE: (Net Sales / Income from Operations)					
a) Clinical Research Services	342.26	717.80	316.38	2,308.84	
b) Information Technology Services	188.91	151.20	26.49	338.65	
c) Data Management Services	-	-	-	-	
d) Unallocable Income	-	-	-	-	
Total:	531.17	869.00	342.87	2,647.49	
LESS: Inter Segment revenue	-	-	-	-	
Net Sales / Income from Operations.	531.17	869.00	342.87	2,647.49	
SEGMENT RESULTS : PROFIT / (LOSS) BEFORE TAX AND INTEREST					
a) Clinical Research Services	-77.80	166.30	-203.81	-10.96	
b) Information Technology Services	55.46	(31.87)	-2.78	(30.98)	
c) Data Management Services	-	-	-	-	
Total:	-22.34	134.43	-206.59	-41.94	
LESS:					
i) Interest	63.78	71.67	61.01	273.13	
ii) Other Un-Allocable Expenditure	-	-	-	-	
iii) Un-Allocable Income	-	-	-	-	
TOTAL PROFIT / (LOSS) BEFORE TAX	-86.12	62.76	-267.60	-315.07	

Rupees in Lakhs

Place: Hyderabad
Date: 05/09/2020

for Jeevan Scientific Technology Limited
On behalf of the Board of Directors

K. Krishna Kishore
Vice Chairman & Managing Director

